

**Upper New York Annual Conference, September 11, 2010 (Overall Speaker Count)**

	Female Laity		Male Laity		Female Clergy		Male Clergy		Unidentified Female		Unidentified Male	
	Podium	Floor	Podium	Floor	Podium	Floor	Podium	Floor	Podium	Floor	Podium	Floor
Observer #1	3	7	2	10	4	9	10	28	1	2	0	3
Observer #2	4	8	2	13	4	12	7	29	0	0	0	0
Observer #3	3	7	2	13	4	12	9	29	0	0	0	0
Observer #4	4	8	2	9	4	10	9	30	3	1	4	6
<b>Mean</b>	3.5	7.5	2	11.25	4	10.75	8.75	29	1	0.75	1	2.25
<b>Median</b>	3.5	7.5	2	11.5	4	11	9	29	0.5	0.5	0	1.5
<b>Mode</b>	3	7	2	13	4	12	9	29	0	0	0	0

Summary of Means	
Female	27.5
Male	54.25

Summary of Medians	
Female	27
Male	53

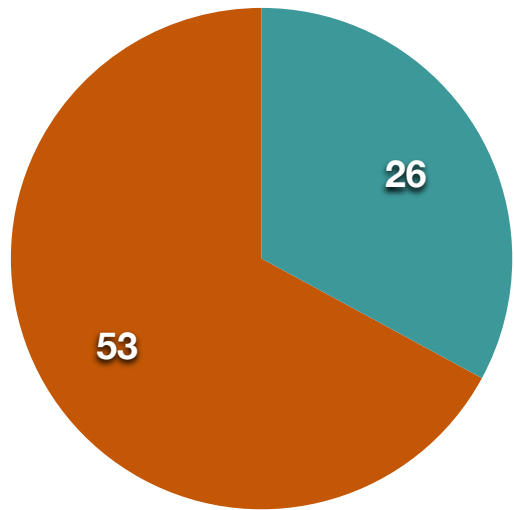
Summary of Modes	
Female	26
Male	53

Summary of Means	
Laity	24.25
Clergy	52.5

Summary of Medians	
Laity	24.5
Clergy	53

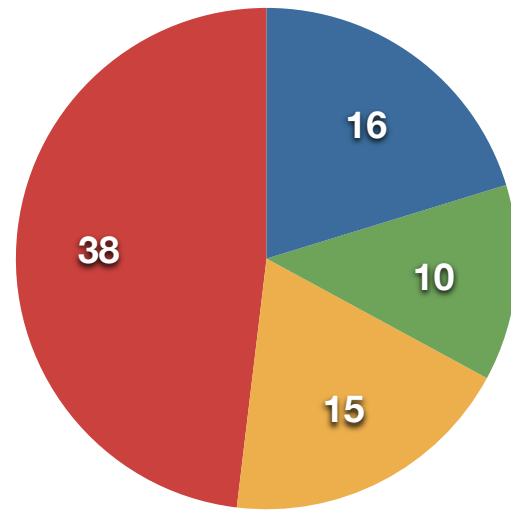
Summary of Modes	
Laity	25
Clergy	54

**Male -vs- Female**



● Female  
● Male

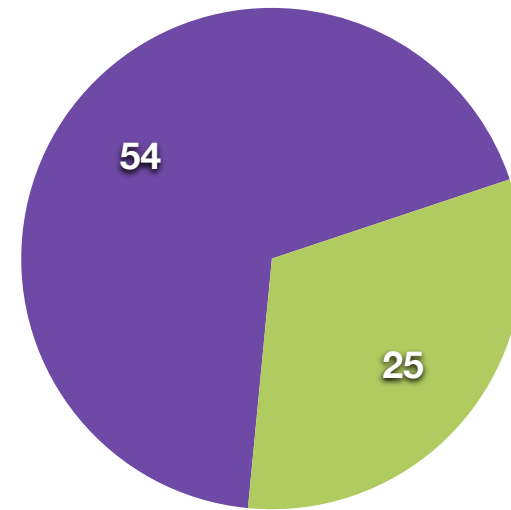
**Speaker Totals**



● Female Clergy ● Female Laity  
● Male Laity ● Male Clergy

	Female Clergy	Female Laity	Male Laity	Male Clergy
<b>Total</b>	16	10	15	38

**Clergy -vs- Laity**



● Laity  
● Clergy